

**Your content.
Your audiences.
Your way.**

A guide to QBank Branded Portals

From Brand Portals to Service Hubs.

Branded Portals powered by QBank lets you create secure, on-brand experiences for every audience.

A portal is more than a place to find assets, it's how your content keeps working for you.

When every audience has its own front door to your DAM, your best material stays alive, discoverable, and ready for action. A launch kit keeps inspiring new campaigns, a press image keeps earning coverage, a product photo keeps driving sales long after you've uploaded it.

The people who use portals aren't just looking for files, they're building momentum. Store teams plan next week's window. Partners prep next month's campaign. Journalists queue tomorrow's story.

Behind the scenes, it's all powered by QBank. Update one asset in your DAM, and every connected portal updates itself. Permissions, expiry dates, and notes follow automatically, keeping quality high and admin low.

So think of this guide as your shortcut to great content management. Pick the audiences that matter, give them the front doors they need.

The result? Less searching, more doing, and a brand experience that feels consistent everywhere.

First question: Which portal would help your team right now?

Brand Portal

A Brand Portal is where every team, market, and creator can find approved assets that bring your brand to life.

What it is

The go-to hub for everything that defines your look and voice. Logos, color tokens, typography, tone-of-voice guides, templates, and pre-set downloads that make staying on brand easy.

Who it's perfect for

Global and regional marketing teams, creative studios, agencies.

Main goal

Keep every market on brand without back-and-forth requests.

Pro tip

- Organize by market and campaign; keep a “Start here” tile with five essentials.
- Use expiry dates on time-limited assets



All

Campaign kits

Brand assets

Store assets

Product media

Product info and assembly



Start



Search



99 Selection



BRAND GUIDE

Our brand is more than just a logo or color palette; it's a testament to our values, mission, and the innovative spirit that drives us. This section houses our complete brand guidelines ensuring consistency and coherence across all touch points. Explore how to use our brand elements to communicate with confidence and creativity.

PDF Download

Direct download (153Mb)



Aa

ABCDEFGHIJKLMNO
PQRSTUVWXYZabcd
efghijklmnopqrstuvw



Filter



Grid View



Medium



Sort by Popularity



Document portal

What it is

A structured and up-to-date library for manuals, certificates, agreements and technical specs. Only approved documents are visible, so users always access the correct version. No outdated files. No confusion.

Who it's for

Product, legal, quality, service and compliance teams who need control over what documents are available and want to ensure only approved content is shared.

The goal

Reduce risk. Save time. Make it easy for teams and partners to find and use the right document every single time.

Pro tip

- Use metadata to tag documents by product, market or version so users can quickly filter and find exactly what they need.














CAMPAIGN

DOCUMENT, BROCHURES AND MANUALS

Find everything you need to support your sales and installations. Here are product manuals, brochures, and assembly guides gathered in one place for quick access and easy sharing.



Filter List View Medium Sort by Popularity

Preview	ID	Name	Type	Created
	ID	Trail Map and Guide summer campaign	PDF	2024-11-28 12:10
	ID	Installation and Operating Manual ZAE14	DOC	2024-11-28 12:10
	ID	Cooler X14 Operating Manual	PDF	2024-11-28 12:10
	ID	Camping Adventure Brochure	PDF	2024-11-28 12:10
	ID	Tent Xtreme Advanced Assembly Instru...	XLS	2024-11-28 12:10
	ID	Wilderness Survival Handbook	DOC	2024-11-28 12:10
	ID	Family Camping Guide 2023	PDF	2024-11-28 12:10
	ID	Backpacking Tips and Tricks	DOC	2024-11-28 12:10
	ID	Outdoor Adventure Planner	XLS	2024-11-28 12:10
	ID	Hiking Essentials Guide for resellers	PDF	2024-11-28 12:10
	ID	Tent Xtreme Assembly Guide	DOC	2024-11-28 12:10
	ID	Cooler Xtreme Operating manual	PDF	2024-11-28 12:10
	ID	Camping Equipment Assembly Diagram	XLS	2024-11-28 12:10

Start
Search

Campaign
Terms of use
Documents
Latest

Settings



Reseller portal

Equip your resellers with everything they need to sell, share, and stay on brand.

What it is

A curated, always-up-to-date hub for product images, campaign materials, sell-in decks, and key product information, all automatically synced with your DAM.

Who it's perfect for

Retailers, distributors, and sales reps who need fast, reliable access to visuals and product information.

Main goal

Keep resellers confident and campaigns consistent by giving them the latest approved content at their fingertips.

Pro tip

- Feature the most requested and current materials on the front page.
- Build navigation by product line, season, or campaign.



PRODUCT

**OUTDOOR LIFE.
ORGANIZED.**



The campfire flickered as curious raccoons watched from the shadows.



The campfire flickered as curious raccoons watched from the shadows.



The campfire crackled softly, while owls hooted in the distance.



The campfire crackled softly, while owls hooted in the distance.



Partner portal

What it is

Make collaboration effortless. A tailored hub where partners can access everything they need to plan, launch, and sell. From campaign kits and price lists to co-branding assets and sell-in decks, all powered by your DAM.

Who it's perfect for

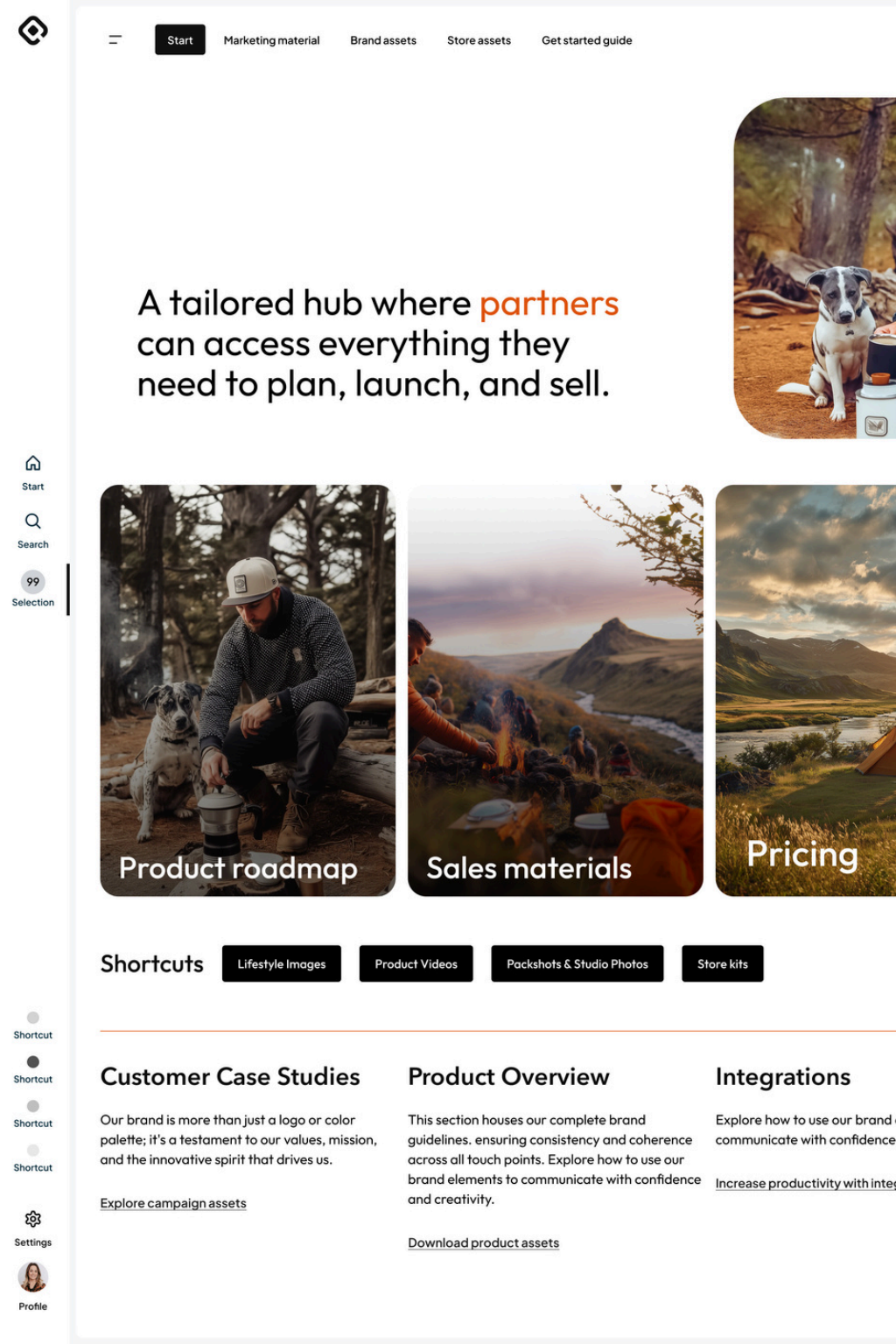
System integrators, distributors, co-marketing partners, and any external collaborators who bring your products and programs to market.

Main goal

Shorten time-to-launch for every campaign and reduce manual requests with one organized, always-current source of truth.

Pro tip

- Segment views by partner type to keep access relevant.
- Post a monthly “New this month” roundup to keep partners in the loop.



Press portal

Your brand's story, ready for the spotlight.

What it is

A beautifully organized, press-ready front door to your DAM, where journalists, stylists, and editors can find everything they need to tell your story right.

Who it's perfect for

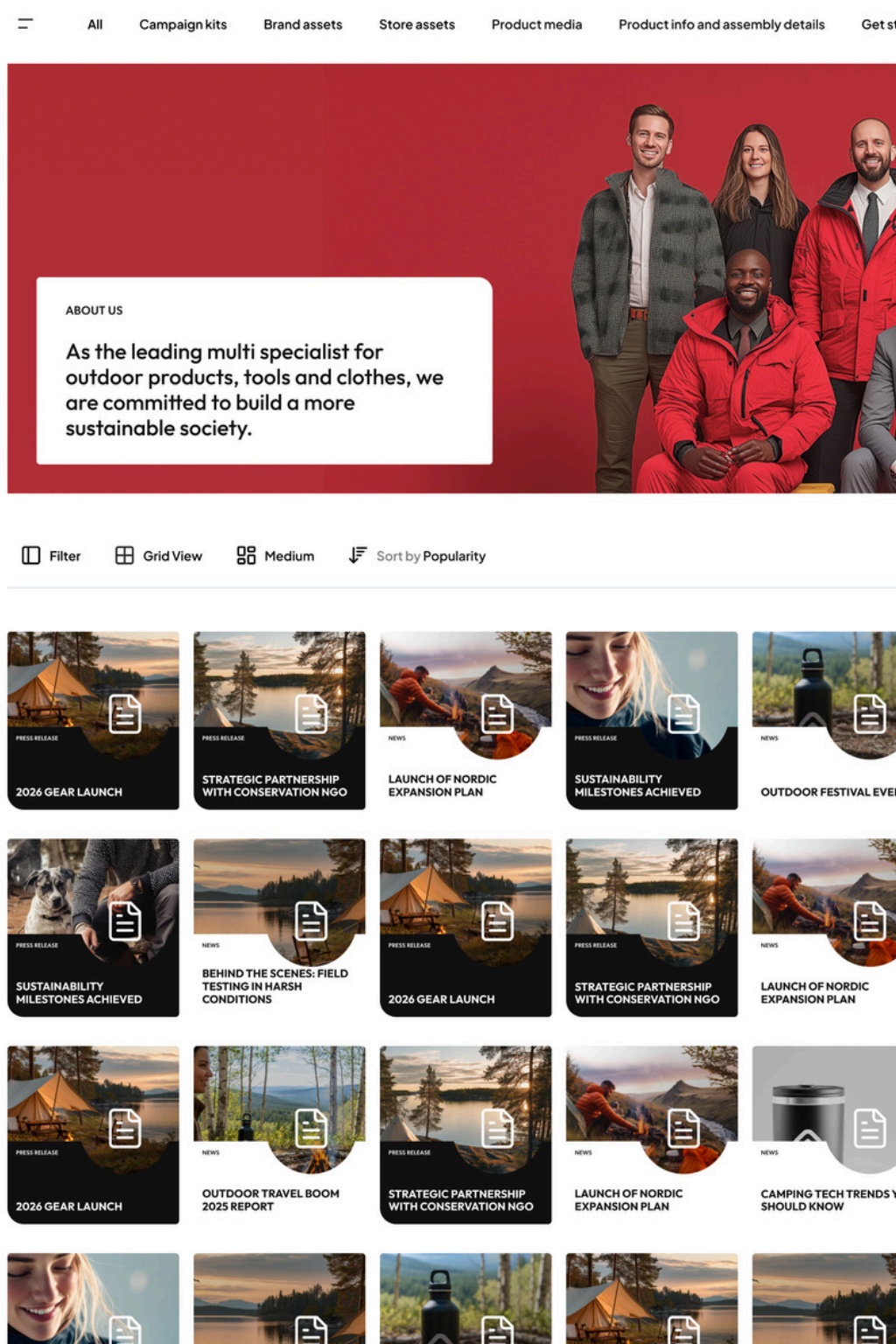
PR and communications teams who manage launches, campaigns, and media relations and journalists who need visuals and facts fast, without the back-and-forth.

Main goal

Make your brand press-ready every day with a single, trustworthy link that replaces manual requests and outdated assets.

Pro tip

- Include both hero images and cut-out product shots
- Set press kits to auto-expire post-launch



Media portal

What it is

Your public-facing hub for all approved brand visuals. A Media Portal connects photographers, agencies, retailers, and internal teams with ready-to-use images, videos, logos, PDFs, and campaign materials, all powered by live data from your DAM. Every asset here is approved, current, and downloadable in the right size and format.

Who it's perfect for

Anyone who needs your content to shine: media teams, agencies, global offices, retailers, and partners.

Main goal

Make it effortless for anyone to find, filter, and download the right asset, while ensuring everything shared stays fully on brand and up to date.

Pro tip

- Create clear categories like Campaigns, Products, People, and Events for intuitive browsing).

The screenshot displays a media portal interface with a top navigation bar containing 'All', 'Campaign kits', 'Brand assets', 'Store assets', 'Product media' (highlighted), and 'Product info and assembly details'. Below the navigation bar are filters for 'Filter', 'Grid View', 'Medium', and 'Sort by Popularity'. The main content area shows a grid of 16 items, each with a product image and a descriptive caption. The items include: a black water bottle, a black coffee cup, a black flashlight, a headlamp, a black messenger bag, a rolled-up mat, a woman by a campfire, a black water bottle, a campsite with a tent, a man in an orange jacket, a sunset by a lake, a campfire at sunset, a sunset by a lake, a dirt road in a mountain landscape, a woman in a blue jacket, and a person sitting on a log. The interface also features a sidebar on the left with 'Start', 'Search', and 'Settings' icons, and a legend at the bottom left with categories: Campaign (red dot), Terms of use (green dot), Documents (purple dot), Latest (pink dot), and Settings (gear icon).

**Last question: Are
you ready to launch
your first portal?**

Yes, let's talk





QBank has never been about just storing files.
We're about making content work. ☑For your
teams, your partners, your entire business.

Digital asset management and self-service
portals that help global teams move
faster, together.

qbankdam.com